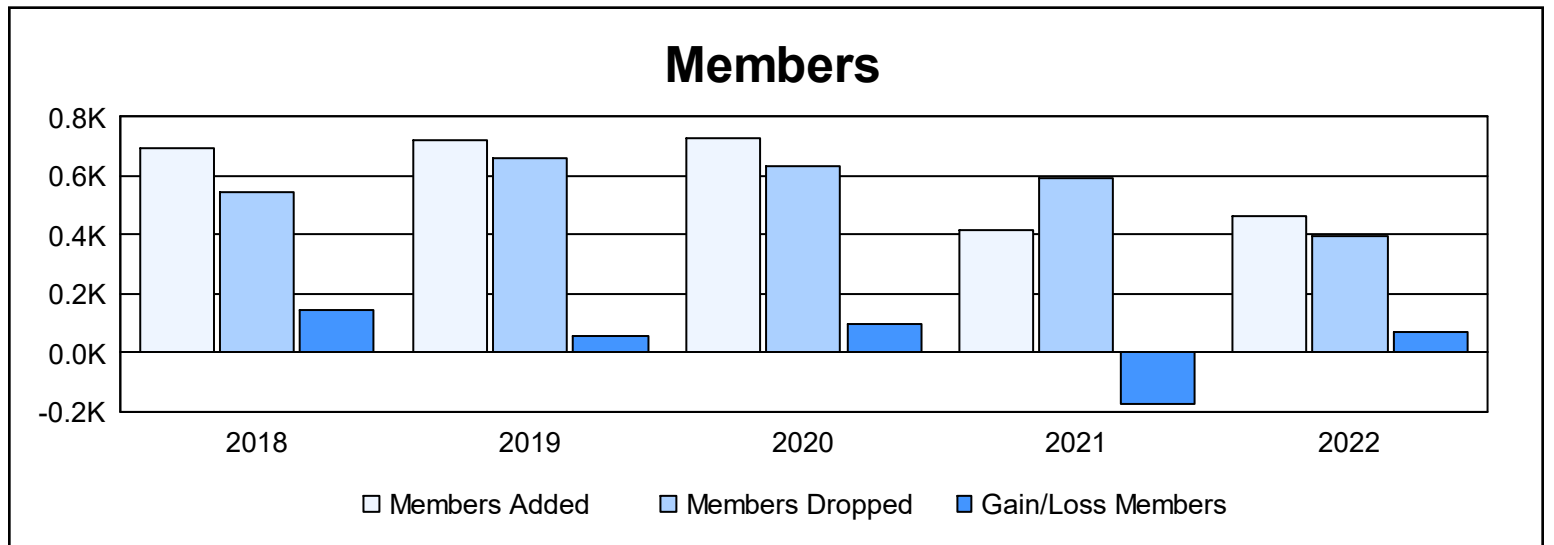
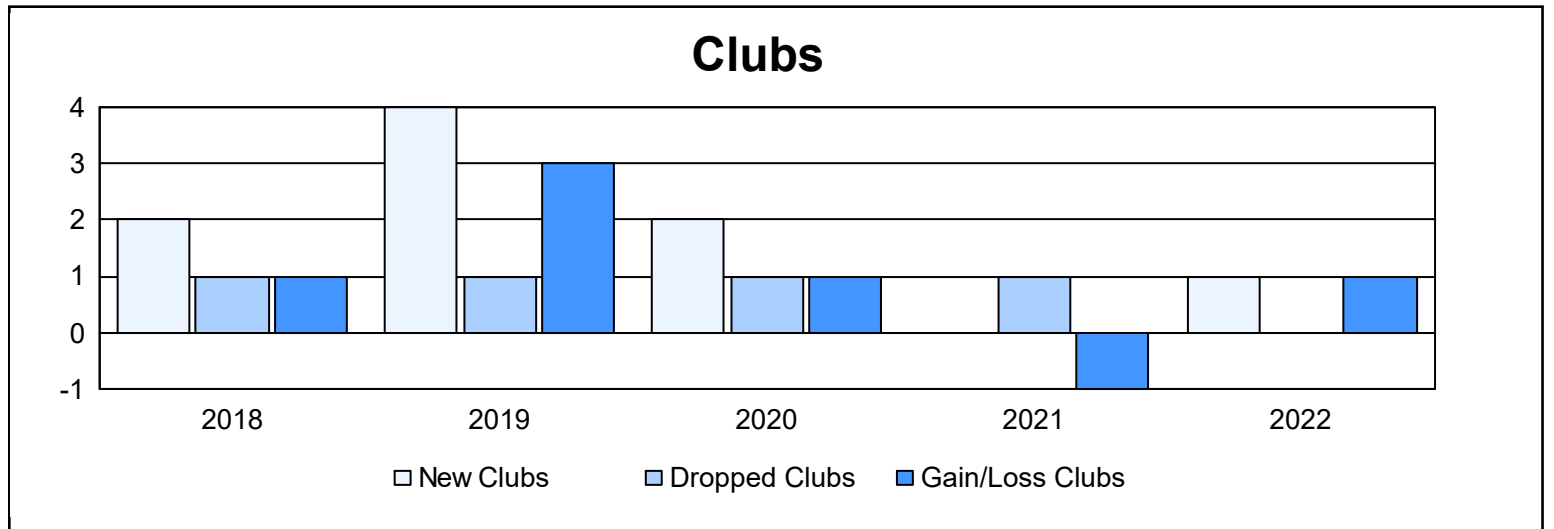
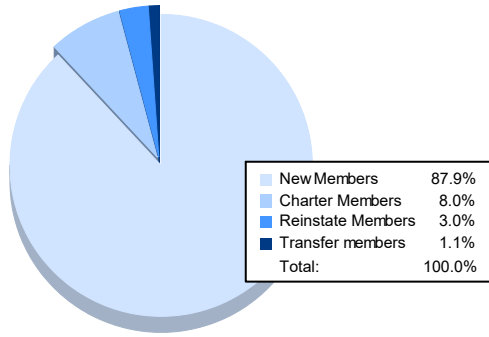


Year	New Clubs	Dropped Clubs	Gain/ Loss Clubs	New Members	Charter Members	Reinstate Members	Transfer Members	Total Member Added	Total Members Dropped	Gain/ Loss Members
2017-2018	2	1	1	599	58	32	5	694	548	146
2018-2019	4	1	3	546	141	29	4	720	661	59
2019-2020	2	1	1	633	68	20	10	731	632	99
2020-2021	0	1	-1	394	2	19	1	416	593	-177
2021-2022	1	0	1	408	37	14	5	464	394	70
<b>Average</b>	<b>2</b>	<b>1</b>	<b>1</b>	<b>516</b>	<b>61</b>	<b>23</b>	<b>5</b>	<b>605</b>	<b>566</b>	<b>39</b>



### Membership Composition June 2022 Cumulative



### Gender Composition June 2022 Cumulative

